




WAVE





WAVE

FLOOR GUIDED

Continuously hinged wall with its weight supported on the floor.



WAVE

TOP HUNG

Suspended continuously hinged wall with no floor track.



WAVE

OPERABLE WALL

Suspended independent element wall with no floor track.

TECHNICAL DETAILS



Wave Door

WAVE can include a single/double door or, ultimately, a full height pass door. Single doors are the closure of a continuous system and can be double if two walls join in the middle, adding the possibility of having a fixed door on the opposite side of the wall jamb.



Floor Track

The floor track allows the weight of the structure to rest on it, as well as the closing mechanism. It is a discreet piece and prepared to be adapted to the floor with or without finishing.



Enclosed Hinges

WAVE hinges are hidden. Thus, when the wall is closed, there is no element to counter the continuity of the wall. It is one of the outstanding aesthetic points in the development of the wall and is highly sought after by architects and designers.




Suspended without track

WAVE can work suspended on a rail fixed to the slab, running free underneath with no need for any inferior guidance. Alternately, the panels are equipped with a mechanism that ensures the fixation and positioning of the system.

FINISHES

Unicolor MFC



WHITE
- B3822



LIGHT GREY
- L166

Wood MFC




NATURAL NEBRASKA
OAK
- H3331 ST10




NATURAL DIJON
WALNUT
- H3734 ST9

HPL




WRITABLE WHITE
BRIGHT

Glass



JET BLACK
- RAL 9005
(standard)



PURE WHITE
- RAL 9010

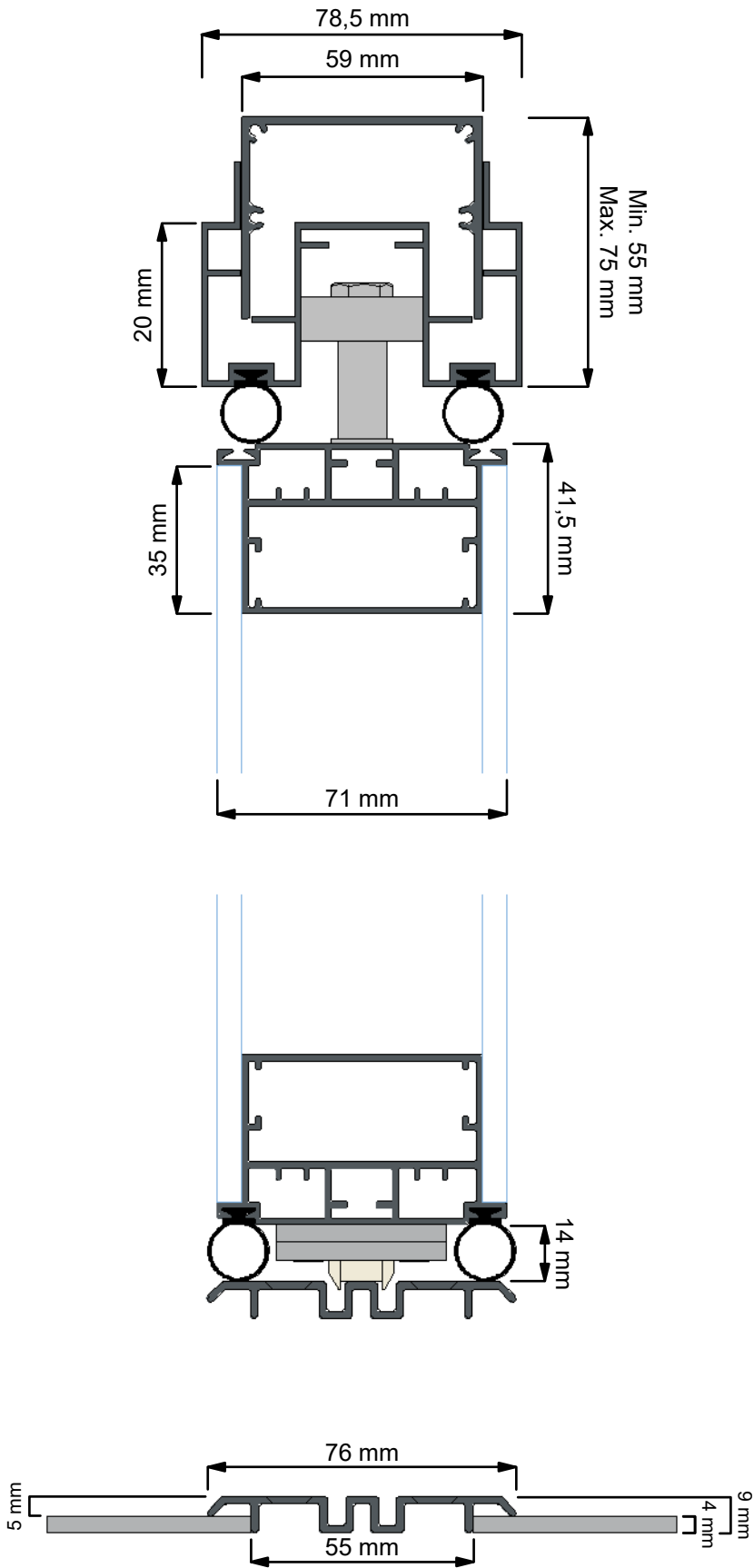
Note: Other panel finishes and, profiles and glass painting under demand.



WAVE

FLOOR GUIDE

WAVE was developed in response to market needs to segment spaces, taking into consideration a high aesthetic sense. Innovative and minimalist, WAVE is a wall with enclosed hinges, which is simple to install, ensuring space isolation and fast parking. WAVE FLOOR GUIDED was designed with a floor track, having the wall weight totally supported by it.



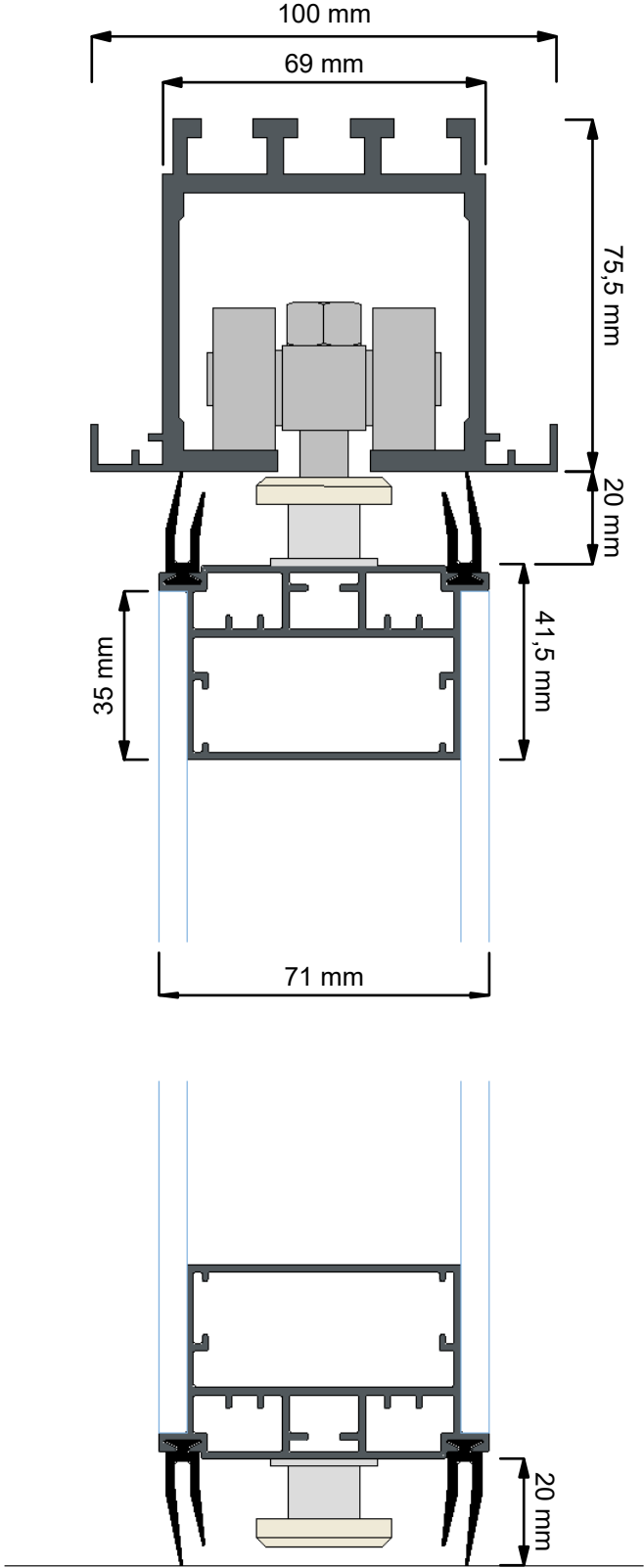
TECHNICAL DATA

Dimensions	
Thickness in mm – 71mm	
Construction	
Finishes – MFC HPL MDF GLAZED	
Element connections – aluminium profiles	
Operation	
Manual	
Accoustic Rating dB (RW)	42 - 43
Thickness (mm)	71
Weight kg / m²	31(G) - 28(S)
Max Panel Height (mm)	4000
Max Panel Width (mm)	500 - 1200
Panel Construction / Frame	Aluminium
Max Opening Width (mm)	Adjustable
Key-Points	
Ceiling telescopic track, adaptable to different spaces	
Available in a wide range of surface finish options	
Floor supporting system	
Panel closing system	
Including pass door panels and glazing	
High aesthetic wall	
Hidden hinges	



WAVE^{TOP} HUNG

After WAVE FLOOR GUIDED success, WAVE TOP HUNG was created for customers looking for an alternative without floor track. The weight is now supported by the upper rail, reinforcing its innovative side and without ever losing its minimalist side.



TECHNICAL DATA

Dimensions

Thickness in mm – 71mm

Construction

Finishes – MFC | HPL | MDF | GLAZED

Element connections – aluminium profiles

Operation

Manual

Accoustic Rating dB (RW)	42 - 43
Thickness (mm)	70
Weight kg / m²	31(G) - 28(S)
Max Panel Height (mm)	4000
Max Panel Width (mm)	450 - 900
Panel Construction / Frame	Aluminium
Max Opening Width (mm)	Adjustable

Key-Points

- No floor track
- Available in a wide range of surface finish options
- Panel closing system
- Including pass door panels and glazing
- High aesthetic wall
- Hidden hinges

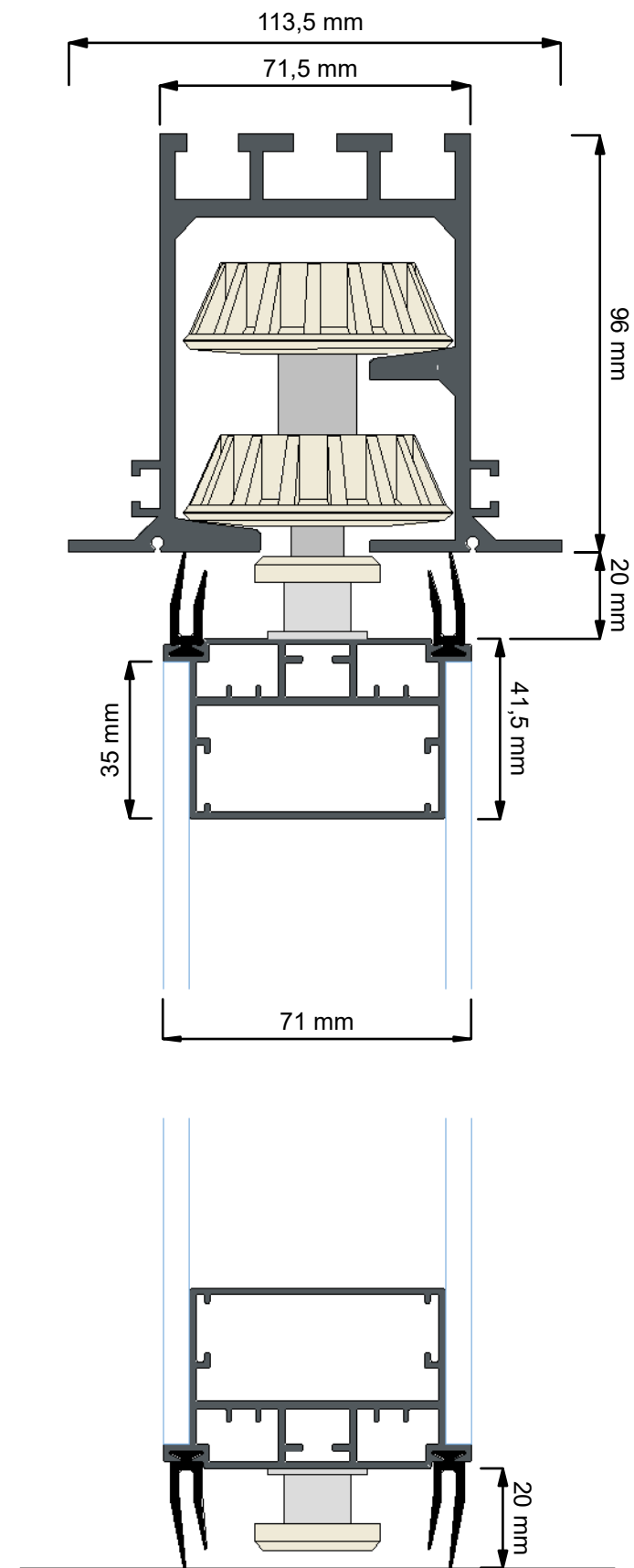


WAVE

OPERABLE

-WALL

WAVE OPERABLE-WALL was also an addition to the range of WAVE solutions. Composed by independent elements, there is a greater versatility. This model is also suspended, with no need for a floor track.



TECHNICAL DATA

Dimensions

Thickness in mm – 71mm

Construction

Finishes – MFC | HPL | MDF | GLAZED

Element connections – aluminium profiles

Operation

Manual

Accoustic Rating dB (RW) 42 - 43

Thickness (mm) 70

Weight kg / m² 31(G) - 28(S)

Max Panel Height (mm) 4000

Max Panel Width (mm) 450 - 900

Panel Construction / Frame Aluminium

Max Opening Width mm Adjustable

Key-Points

Independent panels can form different layouts and types of parking

Available in a wide range of surface finish options

Moveable wall with reduced thickness

Panel closing system

Including pass door panels and glazing

High aesthetic wall

STACKING SYSTEMS

WAVE - Floor Guided

Ceiling Track - Telescopic

Floor Track - Yes

WAVE - Top Hung

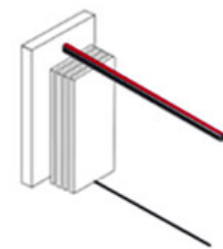
Ceiling Track - Monodirectional

Floor Track - No

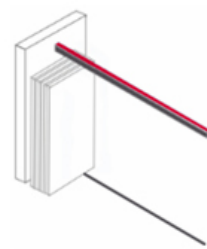
WAVE - Operable-Wall

Ceiling Track - Multidirectional

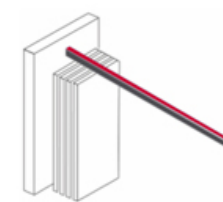
Floor Track - No



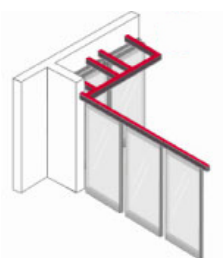
Centre Folding



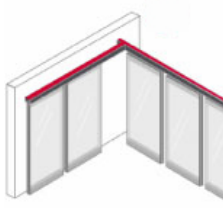
Side Stacking



Single Suspension




Twin Suspension



Twin Suspension





moval
systems

PO Box No: 25422
Global Business Centre 2,
C Ring Road, Doha, Qatar
Mob: +974 3036 1560
Tel: +974 4402 3014
Email: sales@swedishaccess.com
www.movalsystems.com